

Explaining Director ID

Who and Why

Director ID will help prevent the use of false or fraudulent director identities on the new registry service

Directors have obligations under the law.

Shareholders, employees, creditors, consumers, external administrators and regulators need to know who the directors of a company are.

It's important for the identity of directors to be verified.


All directors will be required under the law to apply for a director ID.

A director ID will only be given to a person who has verified their identity with the Registrar.



A person keeps their director ID forever even if they:

- change companies
- stop being a director
- change their name
- move interstate or overseas



It will be easier to trace directors' relationships with companies and identify and eliminate director involvement in illegal activity such as illegal phoenix activity.

When

Not Yet – AFTER 1 November 2021

Act	Date person becomes a director	Must apply
Corporations Act 2001 (Corporations Act)	On or before 31 October 2021	By 30 November 2022
	Between 1 November 2021 and 4 April 2022	Within 28 days of appointment
	From 5 April 2022	Before appointment
Corporations (Aboriginal and Torres Strait Islander) Act 2006 (CATSI Act)	On or before 31 October 2022	By 30 November 2023
	After 31 October 2022	Before appointment (subject to consultation)

Directors don't need to do anything now. We're testing the application process.

How

Most people will apply online



Step 1 Set-up myGovID

Standard identity strength using 2 Australian identity documents using:

- driver's licence or learner's permit
- passport
- birth certificate
- visa (using foreign passport providing still in Australia)
- citizenship certificate
- ImmiCard
- Medicare card.

Step 2 Visit ABRS online

Use myGovID to sign in

Provide tax file number (optional)

Provide proof of ATO record ownership (PORO) by answering **two questions** using:

- bank account details
- PAYG payment summary
- Centrelink payment summary
- notice of assessment
- super account details
- dividend statement.

Step 3 Complete application

- myGovID details prefilled (name, date of birth, address and email)
- enter place of birth, postal address and any former names
- complete declaration

Instantly receive director ID.

036 12345 12345 67

A person needs to prove their identity when they apply and no one can apply for them

Information required

Answer 2 questions from the list below

Bank account details

BSB number recorded with the ATO (no spaces or symbols) *

Enter the bank account number recorded with ATO (no spaces, do not include BSB) *

Dividends statement

Enter the investment reference number from your dividend statement (no spaces or '/' symbols, e.g. X0011223344) *


Notice of assessment


Enter the date of issue from your notice of assessment (dd/mm/yyyy) *


 

Enter the our reference number from your notice of assessment (no spaces) *

Summary

 A director ID is a unique identifier given to a person who has verified their identity with the Registrar.

 A person needs to apply for their own director ID.

 A person may apply before they become a director.

When a person must apply depends on:

- the type of entity they are a director of
- when they become a director.

People:

- will be able to apply for their director ID later this year
- can get ready now by setting up their myGovID.

To keep up to date visit ato.gov.au/mbr